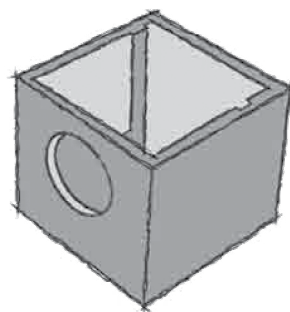


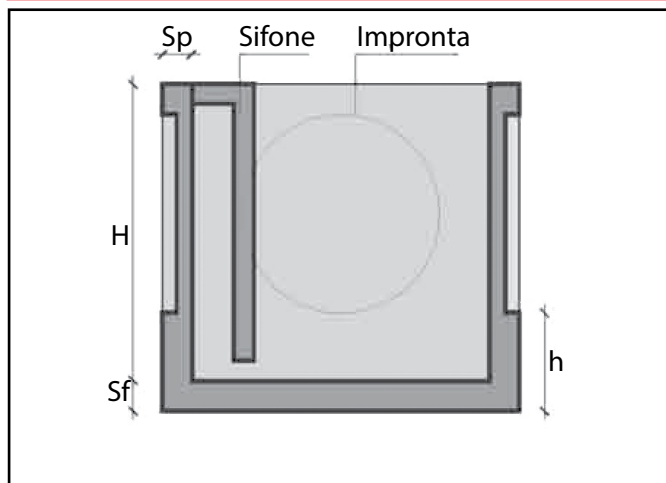
# POZZETTI IN CLS VIBROCOMPRESSO

CON FONDO

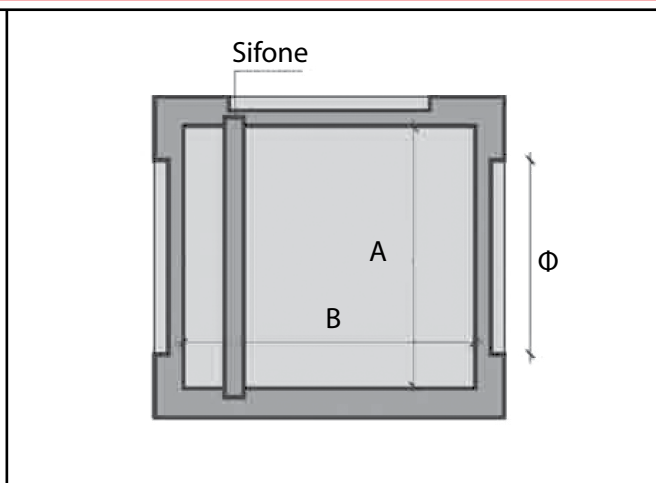


AxBxH (cm)	Sp (cm)	Sf (cm)	Ø (cm)	h (cm)	SIFONE	PESO (kg)	CODICE
25x25x25	3	4	12	10	si	29	P025
30x30x30	3	4	13	14	si	44	P030
40x40x40	4	5	25	14	si	80	P040
50x50x50	4	5	32	12	si	150	P050
60x60x60	5	5	40	12	si	230	P060
80x80x80	8	7	55	12	no	620	P080
100x100x100	10	10	73	14	no	1240	P100

VISTA LATERALE



VISTA IN PIANTA



**NOTE** Il sifone può essere inserito nel pozzetto dal codice P025 al P060