

# 3D-Drain®

An innovative and effective  
Drainage Mat



drainage  
par

## Water – an essential for life and a challenge for buildings

Ground and rain water can be a real problem for builders and project owners, causing damp mold and even threatening the structure through hydrostatic pressure. Good drainage can extend the service life of structures that are covered with soil; the better the drainage, the less waterproofing is required. Drainage composites are a cost-efficient and effective solution.

## 3D-Drain® – the fast and simple drainage solution

3D-Drain® is an easy-to-install mat available in 10 and 20mm thickness and is supplied in 1m-wide rolls. It has a three-dimensional structured core for free and continuous water flow. The core is coated with water permeable, strong filter layers on both sides.

## Gets to work straight away

Placed in front of the waterproofing membrane or direct onto the structure, 3D-Drain® fulfils four functions:

- Keeps walls dry thanks to its powerful drainage performance
- Acts as an effective and non-clogging filter
- Protects the structure (and waterproofing membrane) by acting as a buffer
- Provides thermal insulation

## Applications

3D-Drain® is a proven solution for drainage, filtration and protection on **basement walls, retaining walls, parking decks, green roofs, planters** and **any other vertical or horizontal structure.**



### 3D-Drain® Water flow capacity in plane (l/s.m)

Mat type	Application	Loading		
3D-Drain®	Hydraulic gradient	20kPa (± depth)	50kPa (± depth)	100kPa (± depth)
10	Vertical, i=1	2.3 (3m)	1.0 (7m)	0.3 (14m)
20	Vertical, i=1	2.5 (3m)	1.3 (7m)	0.5 (14m)
10	Horizontal, i=0.03	0.28 (1m)	0.1 (2.7m)	0.03 (5.5m)
20	Horizontal, i=0.03	0.3 (1m)	0.15 (2.7m)	0.06 (5.5m)

The information set forth in this leaflet reflects the best knowledge at the time of publication. The leaflet is subject to change pursuant to new developments and findings. The same reservation applies to the properties of the products described. No liability is undertaken for results obtained by usage of the products and information.



3D-DRAIN 5/2008  
© Registered Trademark





## Benefits

- 3D-Drain® is ideal for the smallest job to the biggest project
- It is easy to handle thanks to its low weight and manageable roll size
- Fast and efficient to install
- Provides thermal insulation – saves energy

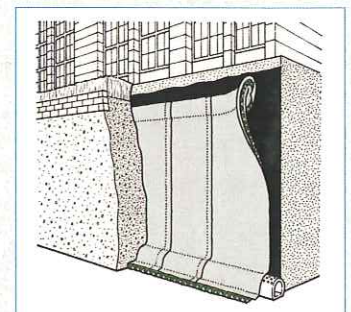
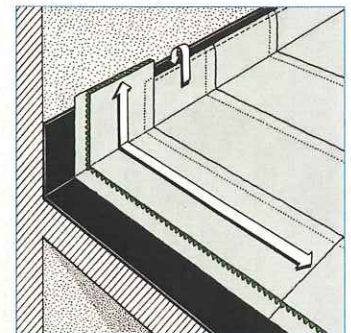
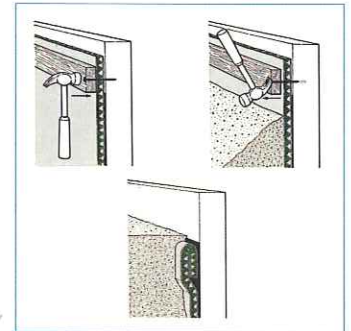
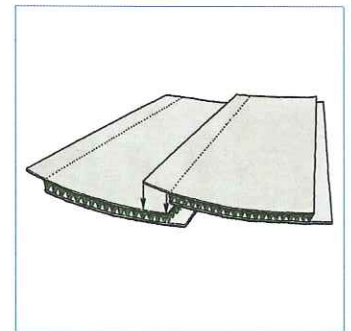
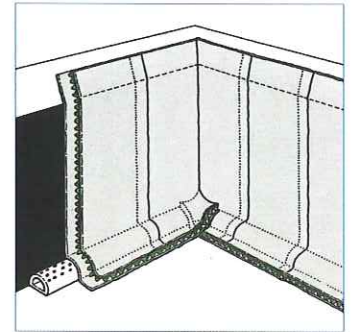
3D-Drain® leads the field when compared to other products, such as cusped HDPE sheets:

- It is a multipurpose product: drainage, filtration and protection, all in one
- It is easy to install around corners or on irregular surfaces
- Cannot collapse, thanks to its structured yet flexible core
- It is easy to cut – all you need is a pair of scissors or knife
- No sharp edges – no personal injuries or damage to sealant layers

## Installation – so easy

You don't need any special skills to install 3D-Drain®:

- 1 Cut the mat to size, place mat in position – in vertical applications (e.g. basement walls) installation from the top down is preferable
- 2 Fasten it in place:
  - i Adhere to bitumen or
  - ii Glue at intervals or
  - iii Pin 3D-Drain®
- 3 Use filter overlap to join adjacent strips of 3D-Drain® and create a continuous surface
- 4 Ensure close connection of 3D-Drain® to drain pipe at the base of the wall
- 5 Back-fill or cover with soil; keep drainage path open: fold a few centimetres over before adding soil



Available from:

